

COOLER CARE

SUBMARINE COATING

ONE COAT
QUART **GALLON**
 Use to undercoat and seal cooler pan...protects against rust and corrosion...heavy bodied black coating. Use once a season.

AEROSOL COATING

13 OZ. **20 OZ.**
 Easy to apply submarine coating protects against rust and corrosion...use once a season.

CLEANER

PINT **QUART**
 One step treatment to remove buildup of scale and rust...contains mild acid and pad wetting agent.

FRESH-AIRE

TABLET **CAKE**
 A time-release formula that controls unpleasant odors from algae and bacteria.

ANODE

Controls rust and electrolysis in cooler pan to extend life of cooler.

BLEED OFF

Attaches to pump hose...minimizes scale buildup by bleeding off hard cooler water.

SCALE ELIMINATOR

Helps control scale by holding scale forming minerals in suspension longer...reduces scale buildup on pads and inside cooler...**must be used with bleed off.** (Lasts 6 mos.)

X-COAT

QUART **GALLON**
 Heavy bodied aluminum chrome coating for protecting the exterior of older coolers.

SPRAY PAINT

Protective exterior cooler paint to control rust and improve appearance of cooler...tan/almond color matches most models...gray matches newer Phoenix and Frigking models...aluminum chrome for older models.

ZOOM SPOUT OIL

Use to oil cooler bearings every 60 days to prevent wear on blower shaft...easy to use Zoom Spout.

ZOOM SPOUT RUST BUSTER

Loosens rusty corroded parts in seconds...works on shafts, bearings, collars, nuts, bolts, screws and water line fittings.

BRUSH & SCRAPER

Use scraper and rugged wire bristles to clean scale buildup on pad frames and cooler pan.

COATING BRUSH

Thick polypropylene brush for applying "one coat" submarine coating.

WATER SUPPLY LINE SCALE ELIMINATOR

Controls scale buildup and corrosion in coolers by holding minerals in suspension...cartridge attaches to 1/4" copper or poly tube water supply line.

WATER DISTRIBUTOR ACCESSORIES

INSTALLATION KITS

FITTINGS

WATER DISTRIBUTORS

- 3 way side discharge
- 4 way down discharge
- 4 way side discharge
- 4 way window discharge
- 6 way side discharge
- 6 way down discharge
- 8 way down discharge

Kits include distributor head, distributor adaptor, tubes, MEK solvent and instructions... Replace when clogged.

DISTRIBUTOR ADAPTOR

Use to attach pump hose to distributor.

DISTRIBUTOR TUBES

Supplies water to pad troughs...cut to fit.

MEK SOLVENT

Welds tubes to distributor to prevent water damage from loose tubes.

TUBE CLIPS

Use to support and properly position distributor tubes.

TUBE FLOW REGULATOR

Regulates water flow to pads and prevents water from splashing into troughs.

HOSE CLAMP

Regulates water flow to pads for efficient cooling and prevents water trough overflow.

HOOKUP KIT

Everything to run water to cooler.

PUMP KIT

All parts needed to install a new pump (except pump).

ADAPTORS FOR POLY TUBE

Use Insert Adaptor when connecting poly tube to brass fittings...sleeve required.
 Use Barb Adaptor for connecting fittings without use of sleeve.

BRASS FITTINGS

- SLEEVE 1/4 cc
 - NUT 1/4 cc
 - UNION 1/4 cc x 1/4 cc
 - MALE UNION 1/8 MPT x 1/4 cc
 - TEE 1/4 cc x 1/4 cc x 1/4 cc
- Use to connect water line to cooler... 1/4 cc for residential and 3/8 cc for commercial coolers.

EASY ADAPTORS

Brass Adaptor has 1/8" FPT tapped on side...available in 1/2" or 3/4" pipe, or 3/4" garden hose.

COOLER DRAINS

SLIP IN PIPE

Economy smooth slip-in style overflow pipe and poly drain with hose threads...remove pipe to clean cooler pan.

THREADED PIPE

Standard 1/2" MPT threaded overflow pipe...1/2" FPT drain with hose threads...available in plastic or brass...use Double D Plastic drain for newer Arctic Circle and MasterCool coolers.

THERMOSTATIC CONTROLLERS

- LINESTAT™** Line volt thermostat...use with one or two speed wall switches...automatic stop and start of cooler.
- SELECTASTAT II™** Combines line thermostat and cooler switch with independent pump control...auto start and stop for 2 speed motors...fits in one or two gang electrical box.

PAD FRAME LATCHES

- Pad Latch
- Metal Pad Latch
- Tradewinds Pad Latch
- TW Corner Wire Latch

Secures pad frame to cooler.

DISTRIBUTOR TUBE SNAKE

Bends to remove scale and debris inside distributor tubes.

WEATHER GUARD™ COOLER COVERS

- Single Inlet Down Draft
 - Single Inlet Side Draft
 - Canvas Turbine Ventilator Covers
 - Water repellent
 - Mildew resistant
 - Heavy duty canvas
- Helps prevent rust and corrosion on cooler and cooler parts. Prolongs evaporative cooler life.
 Protects attic against loss of heat through open ventilators with heavy canvas covers.
Important: Use of plastic cooler covers could rust cooler interior parts and void pump and motor warranty.

MOTOR/BLOWER ACCESSORIES

ADJUSTABLE PULLEYS

- 3-1/4" for 1/3 HP Motors
- 3-1/2" for 1/2 HP Motors
- 3-3/4" for 1/2 and 3/4 HP Motors

Cooler installations with little to no ducting may require opening pulley up to 5 turns to prevent motor overload.

NON-ADJUSTABLE PULLEYS

- 2-1/2" for 1/3 HP Motors
- 2-3/4" for 1/2 HP Motors
- 3" for 3/4 HP Motors

For installers who are unfamiliar with procedure for setting adjustable pulley.

BLOWER PULLEYS



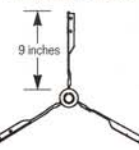
If bent or deformed, replace with same diameter and bore as original pulley.

PILLOW BLOCK BEARINGS

- LOW RISE: Used on Phoenix, Frigking, Champion, Essick and Williams coolers.
- HIGH RISE: Used on Arctic Circle, Arvin and McGraw coolers.

Replace if blower does not rotate freely...select proper rise and either 3/4" or 1" bore...oil every 30 days.

SPIDER BEARINGS



Replace if blower does not rotate freely...select 3/4" or 1" bore...if needed, drill mounting holes...oil every 30 days.

V-BELTS



Replace when worn or cracked...must be the same size.

SHAFTS



Replace if worn at bearing interfaces...can be damaged when bearings are not oiled...select 3/4" or 1" diameter shaft with sufficient length.

COLLARS & WASHERS

- STEEL COLLAR
- ALUMINUM COLLAR
- LEATHER WASHER

Regulates end play in shaft...end play must not exceed 1/16 inch...select 3/4" or 1" bore.

ELECTRICAL

WALL SWITCHES

- ENGLISH 2 SPEED
- SPANISH 2 SPEED
- 2 GANG 2 SPEED

Rotary switch for 2 speed motors...separate control of pump for pre-wetting pads...rated 13.8 amp, 120 volt for 1/3 to 3/4 HP motors.

ROTARY SWITCHES

- 6 POSITION 2 SPEED
- 8 POSITION 2 SPEED

Use on ceiling grilles or window view coolers with 1/3 to 3/4 HP motors...available with short and long shafts.

KNOB KITS

- SHORT (FLUSH)
- MEDIUM (1/4")
- LONG (5/8")

For 2 speed coolers using 6 or 8 position rotary switches.

MOTOR CORDS

- 1 SPEED
- 2 SPEED

Motor cord used on coolers with electrical junction boxes inside cooler...36" cord with molded plug.

RECEPTACLE PLUG

- MOTOR
- PUMP

Motor receptacle for 1 or 2 speed 1/3 to 3/4 HP motors...10 inch leads. Pump receptacle for 115V pumps...10 inch leads.

MINI PLUG



For newer MasterCool® coolers with smaller style motor plug receptacle...115V and 230V models...36" cord with molded plug.

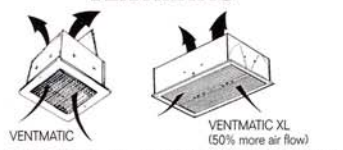
2 SPEED WIRING WHIP



For motor and pump hookup to standard electrical junction box...rated at 15 amps for 1/3 to 1 HP coolers...115V and 230V available.

VENTS • GRILLES • REGISTERS

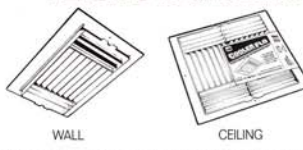
VENTMATIC



VENTMATIC
 VENTMATIC XL (50% more air flow)

Exhausts cooler air into attic...eliminates open windows and doors for increased safety...cools attic for greater efficiency...use Ventmatic for rooms under 1200 cubic feet and Ventmatic XL for larger rooms.

PLASTIC REGISTERS



WALL
 CEILING

Plastic cooler, heating and air conditioning vents...will not rust...clean with soap and water...may be painted...pull to open, push to close...available in many sizes.

CEILING GRILLES

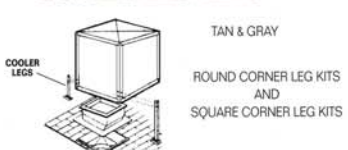


4500 / 6500 CFM PLASTIC GRILLE
 Diffuses air 4 or 6 ways with 14 adjustable louvers...will not rust or stain...for up to 20" x 20" openings...white.

METAL GRILLE

Metal grille with slide in damper...available in 14" x 14", 16" x 16", 18" x 18" and 20" x 20".

COOLER LEG KITS



TAN & GRAY
 ROUND CORNER LEG KITS AND SQUARE CORNER LEG KITS

For pitched and flat roofs...18 gauge steel painted tan or gray.